

STATEMENT SHOWING SHAREHOLDING PATTERN

NAME OF THE COMPANY :	LML LIMITED
SCRIP CODE :	NSE - LML BSE - 500255 UPSE - L00004
CLASS OF SECURITIES :	EQUITY SHARES
QUARTER ENDED :	30TH JUNE, 2012

Partly paid –up Shares:-	No. of Partly paid –up shares:-	As a % of total no. of partly paid –up Shares	As a % of total no. of Shares of the Company
Held By Promoter/promoter group	Nil	Nil	Nil
Held by Public	Nil	Nil	Nil
TOTAL	Nil	Nil	Nil
Outstanding convertible Securities:-	No. of outstanding securities	As a % of total no. of outstanding securities	As a % of total no. of Shares of the Company assuming full conversion of the convertible securities
Held By Promoter/promoter group	Nil	Nil	Nil
Held by Public	Nil	Nil	Nil
TOTAL	Nil	Nil	Nil
Warrants:-	No. of Warrants	As a % of total No. of warrants	As a % of total no. of Shares of the Company assuming full conversion of warrants
Held By Promoter/promoter group	Nil	Nil	Nil
Held by Public	Nil	Nil	Nil
TOTAL	Nil	Nil	Nil
Total Equity paid-up capital of company assuming full conversion of warrants and convertible securities *	81,98,43,200.00 [Total 8,19,84,320 Equity Shares of Rs. 10/- each] (all Equity Shares are fully paid-up)		

Note- * Total Equity paid-up capital includes Fully Paid-up Equity Shares, Partly Paid-up Equity Shares, Outstanding convertible Securities and Warrants of the Company.



Category code	Category of shareholder	Number of shareholders	Total number of shares	Number of shares held in dematerialized form	Total shareholding as a percentage of total number of shares		Shares Pledged or otherwise encumbered	
					As a percentage of (A+B) ¹	As a percentage of (A+B+C)	Number of shares	As a percentage
(I)	(II)	(III)	(IV)	(V)	(VI)	(VII)	(VIII)	(IX)= (VIII)/(IV) *100
(A)	Promoter and Promoter Group²							
(1)	Indian							
(a)	Individuals/ Hindu Undivided Family*	10	179934	179934	0.22	0.22	Nil	Nil
(b)	Central Government/ State Government(s)	Nil	Nil	Nil	Nil	Nil	Nil	Nil
(c)	Bodies Corporate **	14	21606737	21606737	26.35	26.35	Nil	Nil
(d)	Financial Institutions/ Banks	Nil	Nil	Nil	Nil	Nil	Nil	Nil
(e)	Any Other	Nil	Nil	Nil	Nil	Nil	Nil	Nil
	Sub-Total (A)(1)	24	21786671	21786671	26.57	26.57	Nil	Nil
(2)	Foreign							
(a)	Individuals (Non-Resident Individuals/ Foreign Individuals)	Nil	Nil	Nil	Nil	Nil	Nil	Nil
(b)	Bodies Corporate	Nil	Nil	Nil	Nil	Nil	Nil	Nil
(c)	Institutions	Nil	Nil	Nil	Nil	Nil	Nil	Nil
(d)	Qualified Foreign Investor	Nil	Nil	Nil	Nil	Nil	-	-
(e)	Any Other (specify)	Nil	Nil	Nil	Nil	Nil	Nil	Nil
	Sub-Total (A)(2)	Nil	Nil	Nil	Nil	Nil	Nil	Nil
	Total Shareholding of Promoter and Promoter Group (A)= (A)(1)+(A)(2)	24	21786671	21786671	26.57	26.57	Nil	Nil
(B)	Public shareholding³						NA	NA
(1)	Institutions						NA	NA
(a)	Mutual Funds/ UTI	19	17611	Nil	0.02	0.02	-	-
(b)	Financial Institutions/ Banks	24	1394255	1376488	1.70	1.70	-	-
(c)	Central Government/ State Government(s)	Nil	Nil	Nil	Nil	Nil	-	-
(d)	Venture Capital Funds	Nil	Nil	Nil	Nil	Nil	-	-

¹ For determining public shareholding for the purpose of Clause 40A.

² For definitions of "Promoter" and "Promoter Group", refer to Clause 40A.

³ For definitions of "Public Shareholding", refer to Clause 40A.


* Total 9 Share Holders holding in 10 Demat Accounts.

** Total 13 Bodies Corporates Share Holders holding in 14 Demat Accounts



(e)	Insurance Companies	4	189	86	0.00	0.00	-	-
(f)	Foreign Institutional Investors	17	20966	Nil	0.03	0.03	-	-
(g)	Foreign Venture Capital Investors	Nil	Nil	Nil	Nil	Nil	-	-
(h)	Qualified Foreign Investor	Nil	Nil	Nil	Nil	Nil	-	-
(i)	Any Other (Foreign Banks)	5	622	357	0.00	0.00	-	-
	Sub-Total (B)(1)	69	1433643	1376931	1.75	1.75	-	-
(2)	Non-institutions						NA	NA
(a)	Bodies Corporate	1303	9691623	9617900	11.82	11.82	-	-
(b)	Individuals -							
	i. Individual shareholders holding nominal share capital up to Rs. 1 lakh.	201013	38616291	35268203	47.11	47.11	-	-
	ii. Individual shareholders holding nominal share capital in excess of Rs. 1 lakh.	393	9904709	9889037	12.08	12.08	-	-
(c)	Qualified Foreign Investor	Nil	Nil	Nil	Nil	Nil	-	-
(d)	Any Other (NRIs & Foreign Nationals)	291	551383	548993	0.67	0.67	-	-
	Sub-Total (B)(2)	203000	58764006	55324133	71.68	71.68	-	-
	Total Public Shareholding (B)= (B)(1)+(B)(2)	203069	60197649	56701064	73.43	73.43	NA	NA
	TOTAL (A)+(B)	203093	81984320	78487735	100.00	100.00	-	-
(C)	Shares held by Custodians and against which Depository Receipts have been issued				NA		NA	NA
(1)	Promoter and promoter Group	Nil	Nil	Nil	-	Nil	-	-
(2)	Public	Nil	Nil	Nil	-	Nil	-	-
	GRAND TOTAL (A)+(B)+(C)	203093	81984320	78487735	-	100.00	-	-


NA – Not applicable



LML LIMITED

(I)(b) Statement showing holding of securities (including shares, warrants, convertible securities) of persons belonging to the category "Promoter and Promoter Group" As on 30.06.2012

Sr. No	Name of the shareholder	Details of Shares held		Encumbered shares(*)		Details of Warrants		Details of convertible securities		Total shares (including shares assuming full conversion of the warrants and convertible securities) As a % of diluted share capital
		No. of Shares held	As a % of grand total (A)+(B)+(C)	No.	As a % (VI) = (VI)/(III) *100	Number of Warrants held	As a % of total warrants of the same class	Number of convertible securities held	As a % of total convertible securities of the same class	
(I)	(II)	(III)	(IV)	(V)	(VI)	(VII)	(VIII)	(IX)	(X)	(XII)
BODIES CORPORATE										
01	Mahalaxmi Holdings Ltd.	4493030	5.48	NIL	NIL	NIL	NIL	NIL	NIL	5.48
02	Mimosa Finance & Trading Ltd. (2 Demat A/c)	3408890	4.16	NIL	NIL	NIL	NIL	NIL	NIL	4.16
03	Payal Investment & Trading Ltd.	2847094	3.47	NIL	NIL	NIL	NIL	NIL	NIL	3.47
04	Gold Rock Investments Ltd.	2500598	3.05	NIL	NIL	NIL	NIL	NIL	NIL	3.05
05	Suryodaya Investment & Trading Co. Ltd.	2322140	2.83	NIL	NIL	NIL	NIL	NIL	NIL	2.83
06	Tridhar Finance & Trading Ltd.	1857521	2.27	NIL	NIL	NIL	NIL	NIL	NIL	2.27
07	Blue Point Leasings Ltd.	786000	0.96	NIL	NIL	NIL	NIL	NIL	NIL	0.96
08	Gold Rock Agro-Tech Ltd.	780000	0.95	NIL	NIL	NIL	NIL	NIL	NIL	0.95
09	Bina Fin-invest Pvt. Ltd.	693690	0.85	NIL	NIL	NIL	NIL	NIL	NIL	0.85
10	Gimideep Finance & Investments Pvt. Ltd.	693689	0.85	NIL	NIL	NIL	NIL	NIL	NIL	0.85
11	Gold Rock Metals Ltd.	670000	0.82	NIL	NIL	NIL	NIL	NIL	NIL	0.82
12	Gold Rock World Trade Ltd.	445312	0.54	NIL	NIL	NIL	NIL	NIL	NIL	0.54
13	Picanova Investments Pvt. Ltd.	108773	0.13	NIL	NIL	NIL	NIL	NIL	NIL	0.13
INDIVIDUAL DIRECTORS & THEIR RELATIVES										
14	Ms. Vidushie Shriya	113328	0.14	NIL	NIL	NIL	NIL	NIL	NIL	0.14
15	Mrs. Gayatri Singhania	66102	0.08	NIL	NIL	NIL	NIL	NIL	NIL	0.08
16	Mr. Lalit Kumar Singhania	140	0.00	NIL	NIL	NIL	NIL	NIL	NIL	0.00
17	Mrs. Ragini Singhania	85	0.00	NIL	NIL	NIL	NIL	NIL	NIL	0.00
18	Mr. Deepak Singhania	34	0.00	NIL	NIL	NIL	NIL	NIL	NIL	0.00
19	Mr. Bal Krishna Shriya (2 Demat A/c)	65	0.00	NIL	NIL	NIL	NIL	NIL	NIL	0.00
20	Mr. Sanjeev Shriya	30	0.00	NIL	NIL	NIL	NIL	NIL	NIL	0.00
21	Mrs. Bina Kumari Singhania	90	0.00	NIL	NIL	NIL	NIL	NIL	NIL	0.00
22	Mr. Anirudh Singhania	60	0.00	NIL	NIL	NIL	NIL	NIL	NIL	0.00
	TOTAL	21786671	26.57	NIL	NIL	NIL	NIL	NIL	NIL	26.57



(*) The term "encumbrance" has the same meaning as assigned to it in regulation 28(3) of the SAST Regulation, 2011.

LML LIMITED

(I)(c)(i) Statement showing holding of securities (including shares, warrants, convertible securities) of persons belonging to the category "Public" and holding more than 1% of the total number of Shares as on 30.06.2012

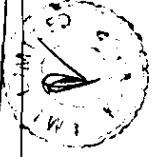
Sr. No	Name of the shareholder	Number of Shares held	Shares as a percentage of total number of shares (i.e. grand total (A)+(B)+(C) indicated in statement at para (I)(a)above)	Details of warrants		Details of convertible securities		Total shares (including underlying shares assuming full conversion of the warrants and convertible securities) As a % of diluted share capital
				Number of warrants held	As a % total numbers of warrants of the same class	Number of convertible securities held	% w.r.t. total number of convertible securities of the same class	
01	Lohia Starlinger Ltd.	12,38,015	1.51	NIL	NIL	NIL	NIL	1.51
TOTAL		12,38,015	1.51	NIL	NIL	NIL	NIL	1.51

(I)(c)(ii) Statement showing holding of securities (including shares, warrants, convertible securities) of persons (together with PAC) belonging to the category "Public" and holding more than 5% of the total number of Shares of the Company as on 30.06.2012

Sr. No	Name(s) of the shareholder(s) and persons Acting in Concert with them	Number of Shares	Shares as a percentage of total number of shares (i.e. grand total (A)+(B)+(C) indicated in statement at para (I)(a)above)	Details of warrants		Details of convertible securities		Total shares (including underlying shares assuming full conversion of the warrants and convertible securities) As a % of diluted share capital
				Number of warrants	As a % total numbers of warrants of the same class	Number of convertible securities held	% w.r.t. total number of convertible securities of the same class	
01				NIL	NIL	NIL	NIL	

(I)(d) Statement showing details of locked-in Shares as on 30.06.2012

Sr. No.	Name of the Shareholder	Number of Locked-in Shares	Locked-in shares as a percentage of total No. of Shares (i.e., Grand Total (A)+(B)+(C) indicated in Statement at para (I)(a) above)
1.			
2.			
TOTAL :		NIL	NIL



LML LIMITED

(II)(a) Statement showing details of Depository Receipts (DRs) as on 30.06.2012

Sr. No.	Type of outstanding DR (ADRs, GDRs, SDRs, etc.)	Number of Outstanding DRs	Number of Shares underlying outstanding DRs	Shares underlying outstanding DRs as a percentage of total number of Shares {i.e., Grand Total (A)+(B)+(C) indicated in Statement at para (I)(a) above}
1.				
2.				
TOTAL :		NIL	NIL	NIL

(II)(b) Statement showing holding of Depository Receipts (DRs) where underlying Shares held by 'promoter/promoter group are in excess of 1% of the total number of Shares as on 30.06.2012

Sr. No.	Name of the DR Holder	Type of outstanding DR (ADR, GDR, SDR, etc.)	Number of Shares underlying outstanding DRs	Shares underlying outstanding DRs as a percentage of total number of Shares {i.e., Grand Total (A)+(B)+(C) indicated in Statement at para (I)(a) above}
1.				
2.				
TOTAL :			NIL	NIL

(III)(a) Statement showing the voting pattern of shareholders, if more than one class of shares/securities is issued by issuer.
(Give description of voting rights for each class of security)

Class X:

Class Y:

Class Z:

Note : Only one class of Equity Share/Securities is issued by the Company hence no further details required to be given.

