


STATEMENT SHOWING SHAREHOLDING PATTERN

| | | | |
|--|---|--|--|
| NAME OF THE COMPANY : LML LIMITED | | | |
| SCRIP CODE : NSE – LML; BSE – 500255; UPSE - L00004 | | | |
| NAME OF THE SCRIP : LML | | | |
| CLASS OF SECURITIES : EQUITY SHARES | | | |
| QUARTER ENDED : 31ST December, 2014 | | | |
| Partly paid –up Shares:- | No. of Partly paid –up shares:- | As a % of total no. of partly paid –up Shares | As a % of total no. of Shares of the Company |
| Held By Promoter/promoter group | Nil | Nil | Nil |
| Held by Public | Nil | Nil | Nil |
| TOTAL | Nil | Nil | Nil |
| Outstanding convertible Securities:- | No. of outstanding securities | As a % of total no. of outstanding securities | As a % of total no. of Shares of the Company assuming full conversion of the convertible securities |
| Held By Promoter/promoter group | Nil | Nil | Nil |
| Held by Public | Nil | Nil | Nil |
| TOTAL | Nil | Nil | Nil |
| Warrants:- | No. of Warrants | As a % of total No. of warrants | As a % of total no. of Shares of the Company assuming full conversion of warrants |
| Held By Promoter/promoter group | Nil | Nil | Nil |
| Held by Public | Nil | Nil | Nil |
| TOTAL | Nil | Nil | Nil |
| Total Equity paid-up capital of company assuming full conversion of warrants and convertible securities * | 81,98,43,200.00 [Total 8,19,84,320 Equity Shares of Rs. 10/- each] (all Equity Shares are fully paid-up) | | |

Note- * Total Equity paid-up capital includes Fully Paid-up Equity Shares, Partly Paid-up Equity Shares, Outstanding convertible Securities and Warrants of the Company.



| Category code | Category of shareholder | Number of shareholders | Total number of shares | Number of shares held in dematerialized form | Total shareholding as a percentage of total number of shares | | Shares Pledged or otherwise encumbered | |
|---------------|---|------------------------|------------------------|--|--|-------------------------------------|--|--|
| | | | | | As a percentage of (A+B) (VI) | As a percentage of (A+B+C) (VII) | Number of shares (VIII) | As a percentage (IX)= (VIII)/(V)*100 |
| (I) | (II) | (III) | (IV) | (V) | (VI) | (VII) | (VIII) | (IX) |
| (A) | Promoter and Promoter Group | | | | | | | |
| (1) | Indian | | | | | | | |
| (a) | Individuals/ Hindu Undivided Family* | 10 | 179934 | 179934 | 0.22 | 0.22 | 34# | 0.02 |
| (b) | Central Government/ State Government(s) | Nil | Nil | Nil | Nil | Nil | Nil | Nil |
| (c) | Bodies Corporate ** | 14 | 21606737 | 21606737 | 26.35 | 26.35 | 11173289# | 51.71 |
| (d) | Financial Institutions/ Banks | Nil | Nil | Nil | Nil | Nil | Nil | Nil |
| (e) | Any Other (specify) | Nil | Nil | Nil | Nil | Nil | Nil | Nil |
| | Sub-Total (A)(1) | 24 | 21786671 | 21786671 | 26.57 | 26.57 | 11173323# | 51.29 |
| (2) | Foreign | | | | | | | |
| (a) | Individuals (Non-Resident Individuals/ Foreign Individuals) | Nil | Nil | Nil | Nil | Nil | Nil | Nil |
| (b) | Bodies Corporate | Nil | Nil | Nil | Nil | Nil | Nil | Nil |
| (c) | Institutions | Nil | Nil | Nil | Nil | Nil | Nil | Nil |
| (d) | Qualified Foreign Investor | Nil | Nil | Nil | Nil | Nil | Nil | Nil |
| (e) | Any Other (specify) | Nil | Nil | Nil | Nil | Nil | Nil | Nil |
| | Sub-Total (A)(2) | Nil | Nil | Nil | Nil | Nil | Nil | Nil |
| | Total Shareholding of Promoter and Promoter Group (A)= (A)(1)+(A)(2) | 24 | 21786671 | 21786671 | 26.57 | 26.57 | 11173323# | 51.29 |
| (B) | Public shareholding | | | | | | | |
| (1) | Institutions | | | | | | | |
| (a) | Mutual Funds/ UTI | 19 | 17611 | Nil | 0.02 | 0.02 | - | - |
| (b) | Financial Institutions/ Banks | 19 | 1215841 | 1209018 | 1.48 | 1.48 | - | - |
| (c) | Central Government/ State Government(s) | Nil | Nil | Nil | Nil | Nil | - | - |
| (d) | Venture Capital Funds | Nil | Nil | Nil | Nil | Nil | - | - |
| (e) | Insurance Companies | 3 | 103 | Nil | 0.00 | 0.00 | - | - |
| (f) | Foreign Institutional Investors | 17 | 20966 | Nil | 0.03 | 0.03 | - | - |
| (g) | Foreign Venture Capital Investors | Nil | Nil | Nil | Nil | Nil | - | - |
| (h) | Qualified Foreign Investor | Nil | Nil | Nil | Nil | Nil | - | - |



| | | | | | | | | |
|------------|--|---------------|-----------------|-----------------|---------------|---------------|------------------|--------------|
| (h) | Any Other (Foreign Banks) | 5 | 622 | 357 | 0.00 | 0.00 | - | - |
| | Sub-Total (B)(1) | 63 | 1255143 | 1209375 | 1.53 | 1.53 | - | - |
| (2) | Non-institutions | | | | | | | |
| (a) | Bodies Corporate | 1178 | 9246029 | 9173307 | 11.28 | 11.28 | - | - |
| (b) | Individuals - | | | | | | | |
| | i. Individual shareholders holding nominal share capital up to Rs. 1 lakh. | 196394 | 37560546 | 34299970 | 45.82 | 45.82 | - | - |
| | ii. Individual shareholders holding nominal share capital in excess of Rs. 1 lakh. | 439 | 11587688 | 11572016 | 14.13 | 14.13 | - | - |
| (c) | Qualified Foreign Investor | Nil | Nil | Nil | Nil | Nil | - | - |
| (d) | Any Other (NRIs & Foreign Nationals) | 271 | 548243 | 546248 | 0.67 | 0.67 | - | - |
| | Sub-Total (B)(2) | 198282 | 58942506 | 55591541 | 71.90 | 71.90 | - | - |
| | Total Public Shareholding (B)= (B)(1)+(B)(2) | 198345 | 60197649 | 56800916 | 73.43 | 73.43 | NA | NA |
| | TOTAL (A)+(B) | 198369 | 81984320 | 78587587 | 100.00 | 100.00 | 11173323# | 13.63 |
| (C) | Shares held by Custodians and against which Depository Receipts have been issued | | | | | | | |
| (1) | Promoter and promoter Group | Nil | Nil | Nil | - | Nil | - | - |
| (2) | Public | Nil | Nil | Nil | - | Nil | - | - |
| | GRAND TOTAL (A)+(B)+(C) | 198369 | 81984320 | 78587587 | - | 100.00 | 11173323# | 13.63 |

NA – Not applicable

Non disposal undertaking given to FIs/Banks.




LML LIMITED

(I)(b) Statement showing holding of securities (including shares, warrants, convertible securities) of persons belonging to the category "Promoter and Promoter Group" As on 31.12.2014

| Sr. No | Name of the shareholder | Details of Shares held | | Encumbered shares(*) | | | Details of Warrants | | | Details of convertible securities | | Total shares (including shares underlying full conversion of the warrants and convertible securities) As a % of diluted share capital |
|---|---|--------------------------|--|----------------------|---------------------------------|---|---|---|---|-----------------------------------|------------|---|
| | | No. of Shares held (III) | As a % of grand total (A)+(B)+(C) (IV) | No. | As a % (VI)=(V)/(III)*100 (VII) | As a % of grand total (A)+(B)+(C) of sub-clause (I)(a) (VIII) | As a % of total warrants of the same class (IX) | Number of convertible securities held (X) | As a % of total convertible securities of the same class (XI) | | | |
| BODIES CORPORATE | | | | | | | | | | | | |
| 01 | Mahalaxmi Holdings Ltd. | 4493030 | 5.48 | 4493030# | 100 | 5.48 | NIL | NIL | NIL | NIL | NIL | 5.48 |
| 02 | Mimosa Finance & Trading Ltd. (2 Demat A/c) | 3408890 | 4.16 | NIL | NIL | NIL | NIL | NIL | NIL | NIL | NIL | 4.16 |
| 03 | Payal Investment & Trading Ltd. | 2847094 | 3.47 | NIL | NIL | NIL | NIL | NIL | NIL | NIL | NIL | 3.47 |
| 04 | Gold Rock Investments Ltd. | 2500598 | 3.05 | 2500598# | 100 | 3.05 | NIL | NIL | NIL | NIL | NIL | 3.05 |
| 05 | Suryodaya Investment & Trading Co. Ltd. | 2322140 | 2.83 | 2322140# | 100 | 2.83 | NIL | NIL | NIL | NIL | NIL | 2.83 |
| 06 | Tridhar Finance & Trading Ltd. | 1857521 | 2.27 | 1857521# | 100 | 2.27 | NIL | NIL | NIL | NIL | NIL | 2.27 |
| 07 | Blue Point Leasings Ltd. | 786000 | 0.96 | NIL | NIL | NIL | NIL | NIL | NIL | NIL | NIL | 0.96 |
| 08 | Gold Rock Agro-Tech Ltd. | 780000 | 0.95 | NIL | NIL | NIL | NIL | NIL | NIL | NIL | NIL | 0.95 |
| 09 | Bina Fin-invest Pvt. Ltd. | 693690 | 0.85 | NIL | NIL | NIL | NIL | NIL | NIL | NIL | NIL | 0.85 |
| 10 | Gimideep Finance & Investments Pvt. Ltd. | 693689 | 0.85 | NIL | NIL | NIL | NIL | NIL | NIL | NIL | NIL | 0.85 |
| 11 | Gold Rock Metals Ltd. | 670000 | 0.82 | NIL | NIL | NIL | NIL | NIL | NIL | NIL | NIL | 0.82 |
| 12 | Gold Rock World Trade Ltd. | 445312 | 0.54 | NIL | NIL | NIL | NIL | NIL | NIL | NIL | NIL | 0.54 |
| 13 | Picanova Investments Pvt. Ltd. | 108773 | 0.13 | NIL | NIL | NIL | NIL | NIL | NIL | NIL | NIL | 0.13 |
| INDIVIDUAL DIRECTORS & THEIR RELATIVES | | | | | | | | | | | | |
| 14 | Ms. Vidushie Shriya | 113328 | 0.14 | NIL | NIL | NIL | NIL | NIL | NIL | NIL | NIL | 0.14 |
| 15 | Mrs. Gayatree Gupta | 66102 | 0.08 | NIL | NIL | NIL | NIL | NIL | NIL | NIL | NIL | 0.08 |
| 16 | Mr. Lalit Kumar Singhania | 140 | 0.00 | NIL | NIL | NIL | NIL | NIL | NIL | NIL | NIL | 0.00 |
| 17 | Mrs. Ragini Singhania | 85 | 0.00 | NIL | NIL | NIL | NIL | NIL | NIL | NIL | NIL | 0.00 |
| 18 | Mr. Deepak Kumar Singhania | 34 | 0.00 | 34# | 100 | 0.00 | NIL | NIL | NIL | NIL | NIL | 0.00 |
| 19 | Mr. Bal Krishna Shriya (2 Demat A/c) | 65 | 0.00 | NIL | NIL | NIL | NIL | NIL | NIL | NIL | NIL | 0.00 |
| 20 | Mr. Sanjeev Shriya | 30 | 0.00 | NIL | NIL | NIL | NIL | NIL | NIL | NIL | NIL | 0.00 |
| 21 | Mrs. Bina Kumari Singhania | 90 | 0.00 | NIL | NIL | NIL | NIL | NIL | NIL | NIL | NIL | 0.00 |
| 22 | Mr. Anirudh Singhania | 60 | 0.00 | NIL | NIL | NIL | NIL | NIL | NIL | NIL | NIL | 0.00 |
| | TOTAL | 21786671 | 26.57 | 11173323# | 51.29 | 13.63 | NIL | NIL | NIL | NIL | NIL | 26.57 |

(*) The term "encumbrance" has the same meaning as assigned to it in regulation 28(3) of the SAST Regulation, 2011.

Non disposal undertaking given to Fis/Banks.



LML LIMITED

(I)(c)(i) Statement showing holding of securities (including shares, warrants, convertible securities) of persons belonging to the category "Public" and holding more than 1% of the total number of Shares as on 31.12.2014


| Sr. No | Name of the shareholder | Number of Shares held | Shares as a percentage of total number of shares (i.e. (A)+(B)+(C) indicated in statement at Para (I)(a)above} | Details of warrants | | Details of convertible securities | | Total shares (including underlying shares assuming full conversion of the warrants and convertible securities) As a % of diluted share capital |
|--------|-------------------------|-----------------------|--|-------------------------|--|---------------------------------------|---|--|
| | | | | Number of warrants held | As a % total numbers of warrants of the same class | Number of convertible securities held | % w.r.t. total number of convertible securities of the same class | |
| 01 | Anjali Capfin Pvt. Ltd. | 12,38,015 | 1.51 | NIL | NIL | NIL | NIL | 1.51 |
| | TOTAL | 12,38,015 | 1.51 | NIL | NIL | NIL | NIL | 1.51 |

(I)(c)(ii) Statement showing holding of securities (including shares, warrants, convertible securities) of persons (together with PAC) belonging to the category "Public" and holding more than 5% of the total number of Shares of the Company as on 31.12.2014

| Sr. No | Name(s) of the shareholder(s) and persons Acting in Concert with them | Number of Shares | Shares as a percentage of total number of shares (i.e. grand total (A)+(B)+(C) indicated in statement at para (I)(a)above} | Details of warrants | | Details of convertible securities | | Total shares (including underlying shares assuming full conversion of the warrants and convertible securities) As a % of diluted share capital |
|--------|---|------------------|--|---------------------|--|---------------------------------------|---|--|
| | | | | Number of warrants | As a % total numbers of warrants of the same class | Number of convertible securities held | % w.r.t. total number of convertible securities of the same class | |
| 01 | | | | | | | | |
| 02 | | | | | | | | |
| | TOTAL : | NIL | | NIL | NIL | NIL | NIL | |

(I)(d) Statement showing details of locked-in Shares as on 31.12.2014

| Sr. No. | Name of the Shareholder | Number of Locked-in Shares | Locked-in shares as a percentage of total No. of Shares {i.e., Grand Total (A)+(B)+(C) indicated in Statement at para (I)(a) above} | Promoter/ Promoter Group / Public |
|---------|-------------------------|----------------------------|---|-----------------------------------|
| 1. | | | | |
| 2. | | | | |
| | TOTAL : | NIL | NIL | |



LML LIMITED

(II)(a) Statement showing details of Depository Receipts (DRs) as on 31.12.2014

| Sr. No. | Type of outstanding DR (ADRs, GDRs, SDRs, etc.) | Number of Outstanding DRs | Number of Shares underlying outstanding DRs | Shares underlying outstanding DRs as a percentage of total number of Shares {i.e., Grand Total (A)+(B)+(C) indicated in Statement at para (I)(a) above} |
|---------|--|---------------------------------|---|--|
| 1. | | | | |
| 2. | | | | |
| TOTAL : | | NIL | NIL | NIL |

(II)(b) Statement showing holding of Depository Receipts (DRs) where underlying Shares held by promoter/promoter group are in excess of 1% of the total number of Shares as on 31.12.2014

| Sr. No. | Name of the DR Holder | Type of outstanding DR (ADR, GDR, SDR, etc.) | Number of Shares underlying outstanding DRs | Shares underlying outstanding DRs as a percentage of total number of Shares {i.e., Grand Total (A)+(B)+(C) indicated in Statement at para (I)(a) above} |
|---------|--------------------------|--|---|---|
| 1. | | | | |
| 2. | | | | |
| TOTAL : | | | NIL | NIL |

(II)(a) Statement showing the voting pattern of shareholders, if more than one class of shares/securities is issued by issuer.
(Give description of voting rights for each class of security)

Class X:

Class Y:

Class Z:

Note : Only one class of Equity Share/Securities is issued by the Company hence no further details required to be given.

